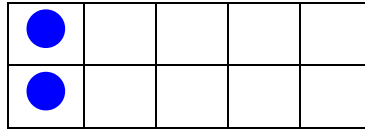
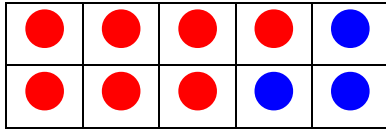




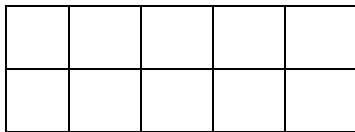
Zeichne die entsprechende Punktmenge. Denke daran immer erst ein Boot zu fühlen bevor du das zweite füllst. Schreibe die Teilaufgaben darunter wie im Beispiel.



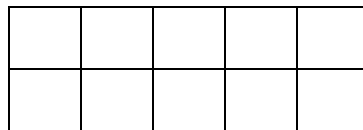
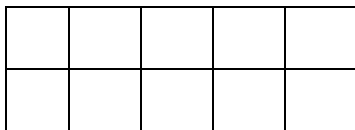
$7+5=$

$7+3=10$

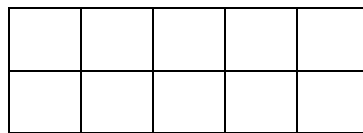

$10+2=12$




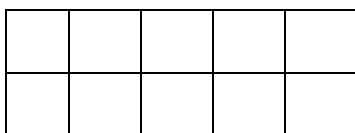
$8+7=$




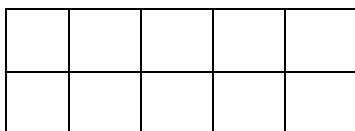
$6+9=$



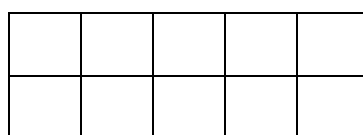
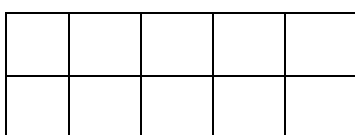
$5+6=$



$9+3=$



$8+4=$



$7+9=$